



Australian Competition & Consumer Commission

# Targeting scams Snapshot 2014

## Scams reported

**91 637**

reports by consumers and small businesses to the ACCC

## Reporting a loss

**11 086** **12.1%** of total

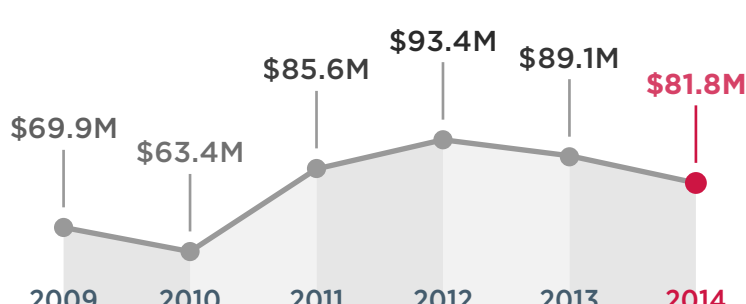
reported losing money **1.8%** from 2013

## Loss amount

**\$81.8 million**

**8%** from 2013

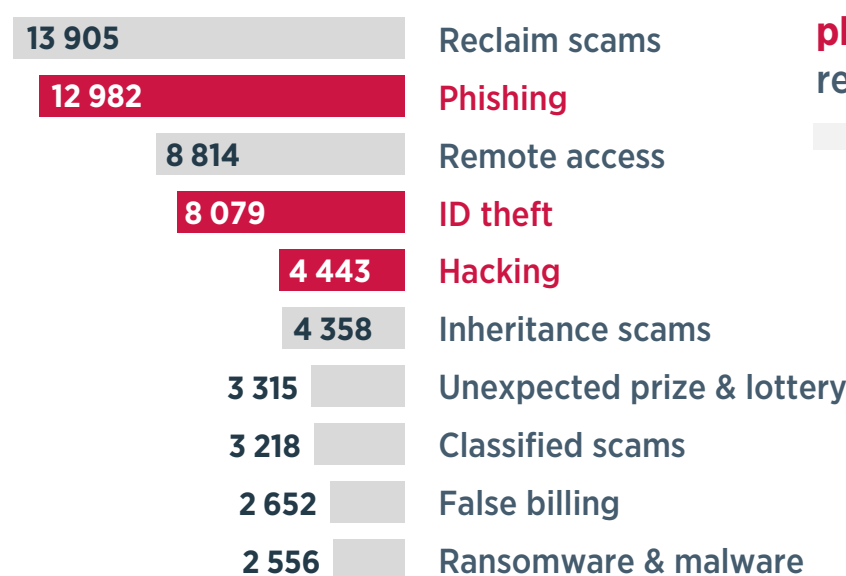
over **10%** reported losses were over **\$10 000** each



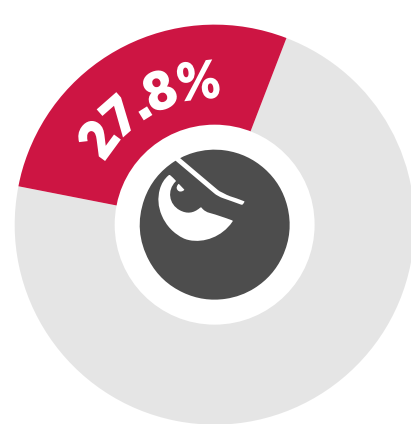
## Top 3 scams by losses

Reported losses	Total	Median	Average
Dating & romance	<b>\$28 million</b>	<b>\$4 000</b>	<b>\$27 039</b>
Investment schemes	<b>\$12 million</b>	<b>\$15 100</b>	<b>\$39 439</b>
Betting & sports investment schemes	<b>\$9 million</b>	<b>\$10 763</b>	<b>\$35 310</b>

## Top 10 scams by reports

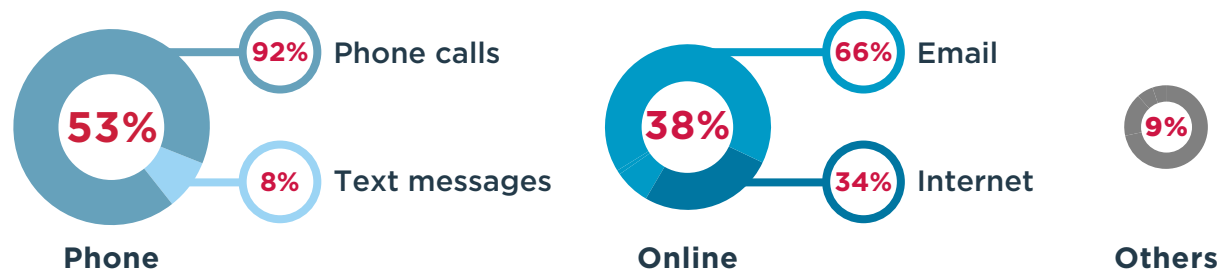


phishing, hacking and ID theft reported in **over 1/4** of scams

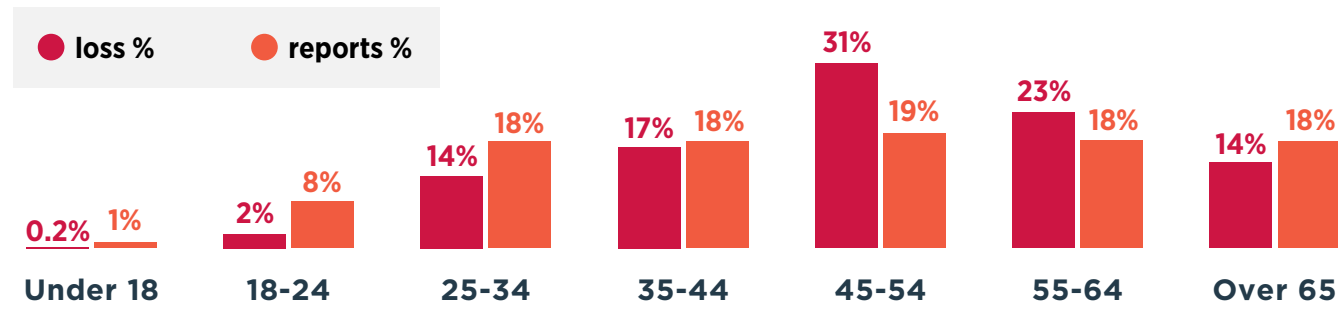


\* excludes reports categorised as 'other'

## Delivery method



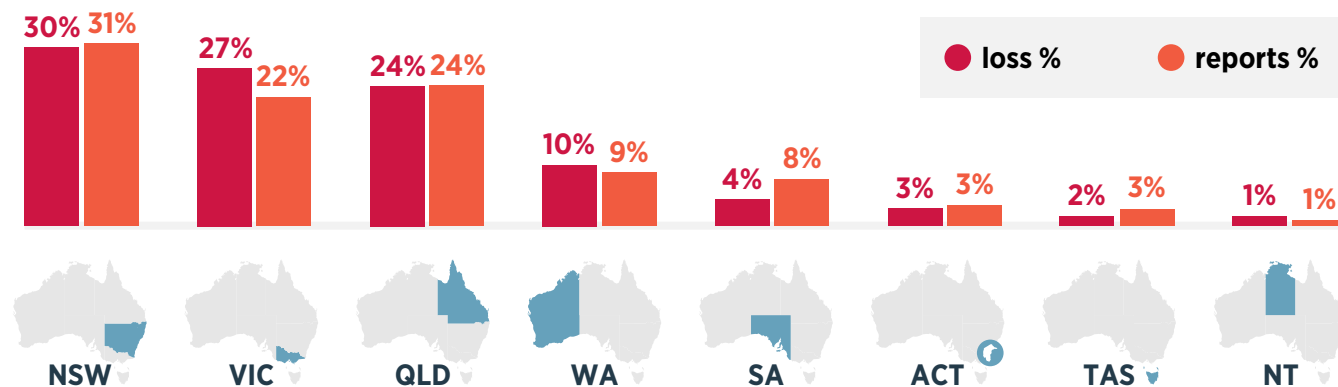
## Age




## Gender



## Location



## More information



### Targeting scams

Report of the ACCC on scams activity 2014

[acc.gov.au/publications](http://acc.gov.au/publications)



[www.scamwatch.gov.au](http://www.scamwatch.gov.au)