


Container stevedoring

ACCC Container stevedoring monitoring report 2016-17



Revenues, costs and profits per TEU*

Revenues
\$169.7
▼ 2.0%

Costs
\$140.7
▼ 6.8%

Operating profits**
\$28.9
▲ 25.7%

Operating profit margin**
17.1%
▲ 4.0 p.p.

*Stevedoring and other activities. **Earnings before interest, tax and amortisation. EBITA as a percentage of revenue.

Container volume per stevedore (TEUs)

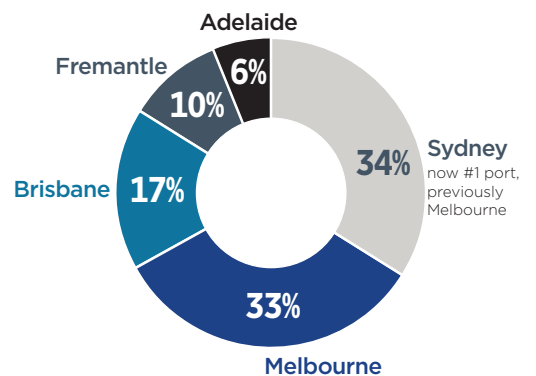
▼ 0.3% **DP World**
3.22 million

▲ 0.9% **Patrick**
3.15 million

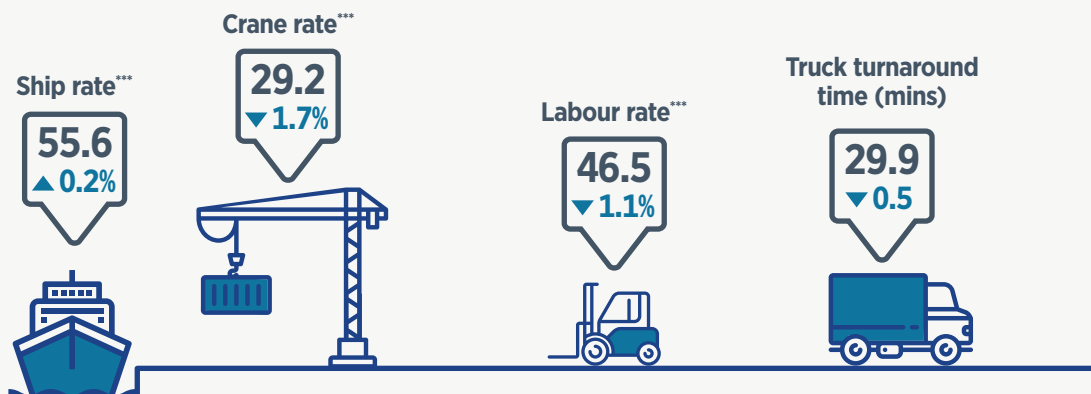
▲ 116.2% **Hutchison**
0.42 million

▲ 2.9% **Flinders Adelaide**
0.40 million

Volume per port



Container terminal productivity



*** Containers per hour.